



# ROMAN & CURTAIN

SPECIFICATION V10

# CONTENTS

## 1. Roman Blinds

Unishade System	3
Unishade Breakaway System	5
NO DRILL Roman Blinds	7
Cruze Cassette System	10
Motorised Roman Blinds	13

## 2. Curtains

Heading types	14
Pencil Pleat	15
Pinch Pleat	16
Eyelet	17
Wave	18

## 3. Cushion Cover and Tie backs

## 4. Lining Information & Care Instructions

## 5. Range Information

## 6. Service Information

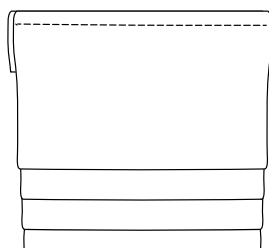


# ROMAN BLINDS

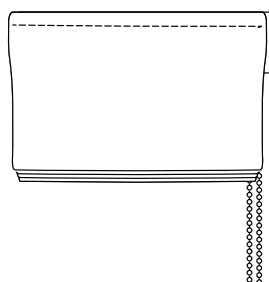
## UNISHADE SYSTEM

The concealed design of the headrail for the roman blind is both lightweight and discreet, seamlessly hidden behind the fabric.

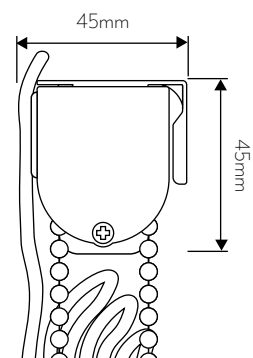
CASCADE  
(Default Option)



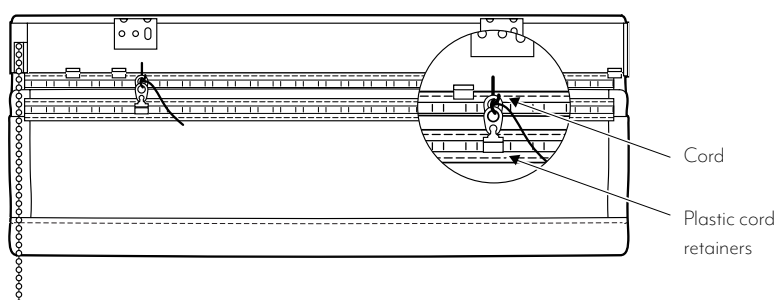
STACK



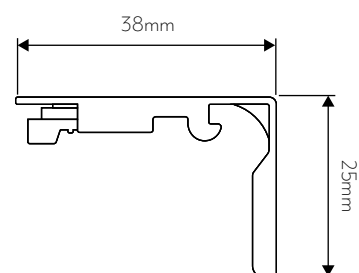
HEADRAIL INCLUDING  
BRACKET



REAR OF BLIND



BRACKET



## HEADRAIL SPECIFICATION

OPTION	DESCRIPTION
System	Closed system with manual control.
Control Options	Right ( <b>default</b> ) or left hand control chain or motorised
Material	<b>Headrail:</b> White powder coated Aluminium <b>Chain Unit:</b> Plastic <b>Chain:</b> Default is nickel silver or choose gold metal, white or black plastic chain
Headrail Size	(D) 35mm x (H) 38mm
Protrusion for a face fix fitting	(D) 45mm x (H) 45mm
Fitting Type	Universal Top or Face Fix

# UNISHADE SYSTEM SPECIFICATION

OPTION	DESCRIPTION
Minimum Size	(W) 350mm x (D) 250mm
Maximum Size	(W) 2600mm x (D) 4000mm
Finishes	<b>Cascade</b> – Fabric has a waterfall effect (default). or <b>Stacked</b> – Fabric folds neatly behind itself.
Velcro Width	25mm
Velcro Position	5mm
Stitch Method - Unlined (Sheer)	Transparent rod pocket with matching thread
Stitch Method - Standard Lining	Fabric rod pocket with matching thread
Stitch Method - BO Lining	Fabric rod pocket ( <b>ivory</b> ) covered with blackout tape to cover pin holes across the blind – no pin holes visible. Note-no blackout tape shall be applied at the top where the Velcro strip is attached, nor to the bottom pocket.
Left/Right Hem Size	13mm ( <b>lined</b> ) 30mm ( <b>unlined</b> )
Bottom Hem Size	35mm
Joining Information/Panels	<b>No Joins (single panel):</b> < 1350mm <b>3 Panels (2 vertical Joins):</b> 1351mm up to 2600mm <b>Left: 20% Middle: 60% Right: 20%</b> N.B. Dependant on fabric roll width
Pattern Matching	If pattern matching is selected, we will ensure the pattern is consistent at the top of all blinds. Where possible, we will centralise the pattern on the blind.
Thread	Colour coordinated to the fabric
Bottom Bar	25mm Aluminium Bar in 35mm sewn in bottom pocket
Horizontal Rod for folds	5mm Fiber glass. Rods secured in sewn pockets. Sides heat sealed.
Cord Clip	Transparent plastic
Colour of cord	White
Child Safety Option for chain	Supply installation height or chains will be 2/3 of the overall blind drop. P-clip supplied with all chains. If fitting height supplied chain will be fitting height less 1500mm.
Minimum Chain Length	200mm
Care Instruction	Dry clean only. Remove blind from the headrail and release the cords from back of the blind. Rods remain inside
Manufacturing Tolerance	-/+ 5mm
Recess Deductions	<b>Width:</b> -10mm <b>Drop:</b> -10mm

## BLIND STACK SPECIFICATION

BLIND DROP (MM)	CASCADE STYLE (APPROX.MM)	STACKED STYLE (APPROX.MM)
< 600	165	172
1000	200	196
1500	225	219
2000	254	233
2500	262	242
3000	280	266

## RODS/FOLDS CALCULATION

BLIND DROP (MM)	NUMBER OF RODS/ FOLDS IN THE BLIND
< 700	2
701 to 1200	3
1201 to 1600	4
1601 to 2200	5
2201 to 2800	6
2801 to 3200	7

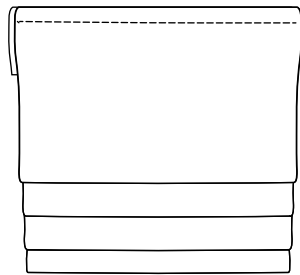
## CORD CALCULATION

BLIND DROP (MM)	NUMBER OF CORDS IN THE BLIND
< 700	2
701 to 1200	3
1201 to 1700	4
1701 to 2200	5
2201 to 2700	6
2701 to 3000	7

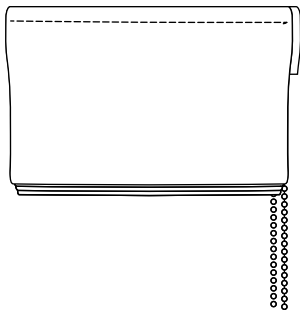
# UNISHADE BREAKAWAY ROMAN SYSTEM

A lightweight and discreet headrail sits behind the face fabric. The chain breaks away from the headrail for added child safety.

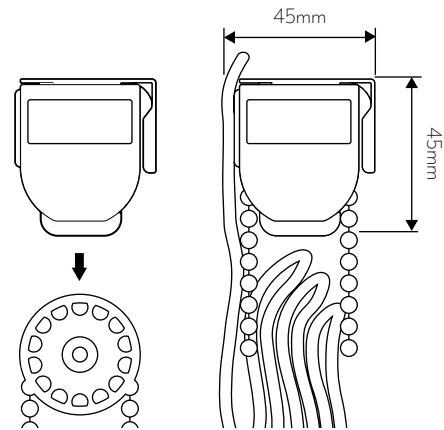
CASCADE  
(Default Option)



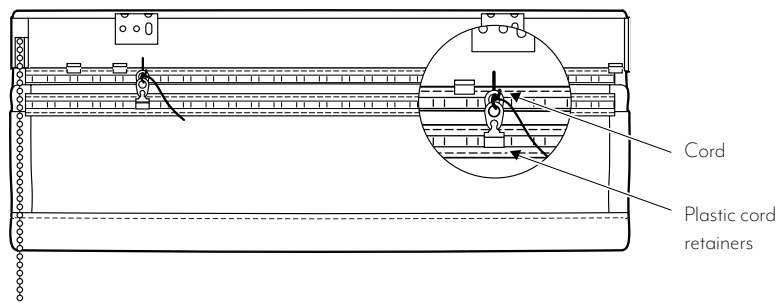
STACK



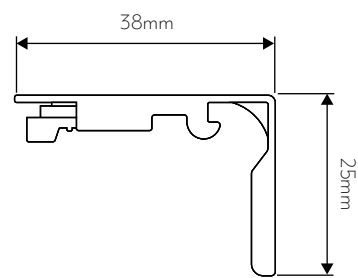
HEADRAIL INCLUDING  
BRACKET



REAR OF BLIND



BRACKET



## HEADRAIL SPECIFICATION

OPTION	DESCRIPTION
System	Closed headrail system with breakaway pulley.
Control Options	Right ( <b>default</b> ) or left hand control chain
Material	<b>Headrail:</b> Powder coated Aluminium <b>Chain Unit:</b> Plastic, <b>Chain:</b> Default is nickel silver or choose gold metal, white or black plastic chain
Headrail Size	(D) 35mm x (H) 40mm
Protrusion for face fix fitting	(D) 45mm x (H) 45mm
Fitting Type	Universal Top or Face Fix

# UNISHADE BREAKAWAY SYSTEM SPECIFICATION

OPTION	DESCRIPTION
Minimum Size	(W) 400mm x (D) 300mm
Maximum Size	(W) 2400mm x (D) 2500mm
Finishes	<b>Cascade</b> – fabric has a waterfall effect ( <b>default</b> ) <b>or Stacked</b> – fabric folds neatly behind itself
Velcro width	25mm
Velcro position	5mm
Stitch Method – Unlined (Sheer)	Transparent rod pocket stitched with matching thread.
Stitch Method – Standard Lining	Fabric rod pocket ( <b>ivory</b> ) stitched with matching thread.
Stitch Method – BO Lining	Fabric rod pocket ( <b>ivory</b> ) covered with blackout tape to cover pin holes across the blind – no pin holes visible. Note-no blackout tape shall be applied at the top where the Velcro strip is attached, nor to the bottom pocket.
Left/Right Hem Size	13mm ( <b>lined</b> ) 30mm ( <b>unlined</b> )
Bottom Hem Size	35mm
Joining information/Panels	<b>No Joins (single panel):</b> < 1350mm <b>3 Panels (2 vertical Joins):</b> 1351mm up to 2400mm <b>Left: 20% Middle: 60% Right: 20%</b> N.B. Dependant on fabric roll width
Pattern Matching	If pattern matching is selected, we will ensure the pattern is consistent at the top of all blinds. Where possible, we will centralise the pattern on the blind.
Thread	Colour coordinated to the fabric
Bottom bar	25mm Aluminium Bar in 35mm pocket
Horizontal Rod for folds	5mm Fiber glass. Rods secured in sewn pockets. Sides heat sealed.
Cord clip	Transparent plastic
Colour of cord	White
Child safety option for chain.	Supply installation height and the chain will come installation height minus 600mm. If no installation height given, chain will be 2/3 of the overall blind drop.
Chain length	Standard Child safety rules apply, subject to fitting height
Care Instruction	Dry clean only. Remove blind from the headrail and release the cords from back of the blind. Rods remain inside
Minimum Chain Length	200mm
Manufacturing Tolerance	-/+ 5mm
Recess Deductions	<b>Width:</b> -10mm <b>Drop:</b> -10mm

## BLIND STACK SPECIFICATION

BLIND DROP (MM)	CASCADE STYLE (APPROX.MM)	STACKED STYLE (APPROX.MM)
< 600	165	172
1000	200	196
1500	225	219
2000	254	233
2500	262	242
3000	280	266

## RODS/FOLDS CALCULATION

BLIND DROP (MM)	NUMBER OF RODS/ FOLDS IN THE BLIND
< 700	2
701 to 1200	3
1201 to 1600	4
1601 to 2200	5
2201 to 2800	6
2801 to 3200	7

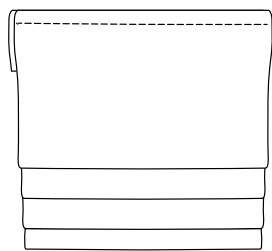
## CORD CALCULATION

BLIND DROP (MM)	NUMBER OF CORDS IN THE BLIND
< 700	2
701 to 1200	3
1201 to 1600	4
1601 to 2200	5
2201 to 2800	6
2801 to 3200	7

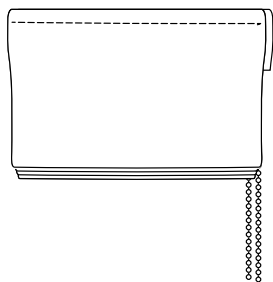
# NO DRILL ROMAN BLINDS

A hidden, spring-loaded mechanism inside the headrail exerts lateral pressure. The system includes a rectangular end fitted with a square, anti-slip silicone pad that presses against the recess wall, along with a matching end cap on the control side. To lock the system in place, turn the tightening tool anticlockwise (default) until a click is heard, or clockwise if using a left-hand control chain.

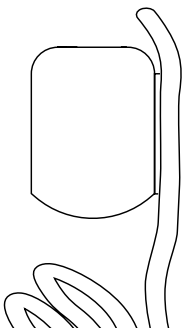
CASCADE  
(Default Option)



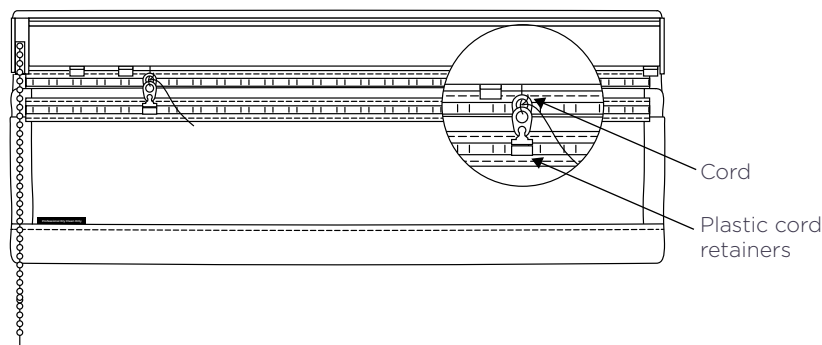
STACK



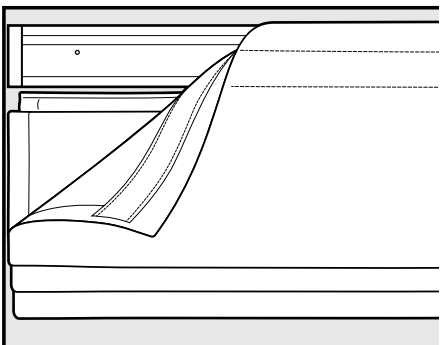
HEADRAIL



REAR OF BLIND



FRONT OF BLIND



## HEADRAIL SPECIFICATION

OPTION	DESCRIPTION
System	Open system with manual control unit
Control Options	No drill option
Material	<b>Headrail:</b> White powder coated Aluminium <b>Chain Unit:</b> Plastic <b>Chain:</b> Default is nickel silver or choose White plastic
Headrail Size	(D) 30mm x (H) 45mm

# NO DRILL ROMAN BLINDS

NO DRILL COMPONENT	Full Length (excluding plunger)	68mm
	Plunger Height (around silicon pad)	32mm
	Outer Cover Height	36mm
	Outer Cover Width	33mm
	Silicon Pad Protrusion from Body	2mm
	Silicon Pad Dimension	23mm x 23mm
END CAP	Front Face Width	32mm
	Side Profile Width	6mm (8mm with Silicon Pad)
	Front Face Length	43mm
	Silicon Pad Protrusion from Body	2mm
	Silicon Pad Dimension	23mm x 23mm
DIMENSIONS WITHIN HEADRAIL	Length	<b>Uncompressed:</b> 18mm (includes Silicon Pad) <b>Spring Compressed:</b> 8mm (flush fit, includes Silicon Pad)
	Plunge Depth	13mm
MATERIAL COMPOSITION	Body	High-Impact Plastic
	Spring	High-Tension Aluminium Spring
	Ends	Anti-Slip Silicon Pads
BLIND SPECIFICATION	Minimum	(W) 250mm x (D) 250mm
	Maximum	(W) 2600mm x (D) 3000mm
	Max Weight	10Kg
	Child Safety Device	P-Clip. Fixed using a screw
	Measurement Type	Blinds to be ordered as recess. Deductions to be made by manufacturer.
	Window Type	<b>Suitable for:</b> Wood, PVC, Concrete <b>Not Suitable for:</b> Hollow plasterboard or Surfaces without a firm backing.

# NO DRILL ROMAN BLINDS

OPTION	DESCRIPTION
Finishes	<b>Cascade</b> – Fabric has a waterfall effect (default). or <b>Stacked</b> – Fabric folds neatly behind itself.
Velcro Width	25mm
Velcro Position	Stitched 12mm below top of blind
Stitch Method-Unlined (Sheer)	Transparent rod pocket stitched with matching thread
Stitch Method-Standard Lining	Fabric rod pocket stitched with matching thread
Stitch Method-BO Lining	Fabric rod pocket ( <b>ivory</b> ) covered with blackout tape to cover pin holes across the blind – no pin holes visible. Note-no blackout tape shall be applied at the top where the Velcro strip is attached, nor to the bottom pocket.
Left/Right Hem Size	13mm ( <b>lined</b> ) 30mm ( <b>unlined</b> )
Bottom Hem Size	35mm
Joining Information/Panels	<b>No Joins (single panel):</b> < 1350mm <b>3 Panels (2 vertical Joins):</b> 1351mm up to 2600mm <b>Left: 20% Middle: 60% Right: 20%</b> N.B. Dependant on fabric roll width
Pattern Matching	If pattern matching is selected, we will ensure the pattern is consistent at the top of all blinds. Where possible, we will centralise the pattern on the blind.
Thread	Colour coordinated to the fabric
Bottom Bar	25mm Aluminium Bar in 35mm sewn in bottom pocket
Horizontal Rod for folds	5mm Fiber glass. Rods secured in sewn pockets.
Cord Clip	Transparent plastic
Colour of Cord	White
Child Safety Option for Chain	Supply installation height or chains will be 2/3 of the overall blind drop. P-clip supplied with all chains. If fitting height supplied chain will be fitting height less 1500mm.
Minimum Chain Length	200mm
Care Instruction	Dry clean only. Remove blind from the headrail and release the cords from back of the blind.
Manufacturing Tolerance	-/+ 5mm
Recess Deductions	<b>Width:</b> -10mm <b>Drop:</b> -10mm

## BLIND STACK SPECIFICATION

BLIND DROP (MM)	STACKED STYLE (APPROX.MM)	CASCADE STYLE (APPROX.MM)
< 600	172	165
1000	196	200
1500	219	225
2000	233	254
2500	242	262
3000	266	280

## RODS/FOLDS CALCULATION

BLIND DROP (MM)	NUMBER OF RODS/FOLDS IN THE BLIND
< 700	2
705 to 1200	3
1205 to 1600	4
1605 to 2200	5
2205 to 2800	6
2805 to 3200	7

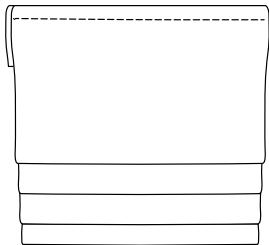
## CORD CALCULATION

BLIND DROP (MM)	NUMBER OF CORDS IN THE BLIND
< 700	2
705 to 1200	3
1205 to 1700	4
1705 to 2200	5
2205 to 2700	6
2705 to 3000	7

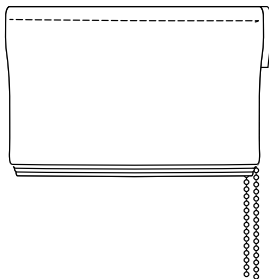
# CRUZE CASSETTE SYSTEM

A Cassette Roman System neatly conceals the Roman Blind mechanism. Cassette Blinds look particularly striking in a recess setting.

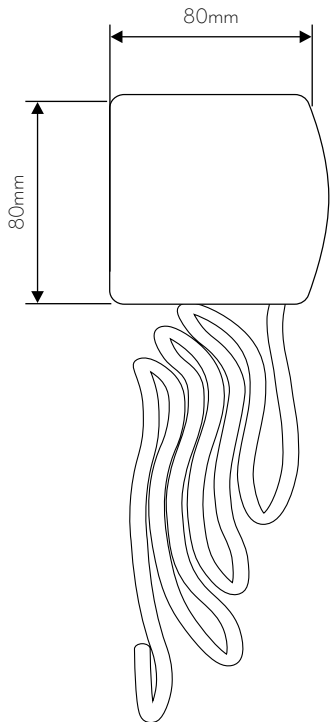
CASCADE  
(Default Option)



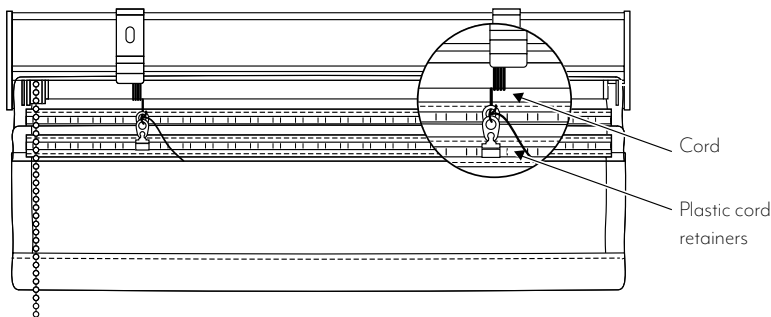
STACK



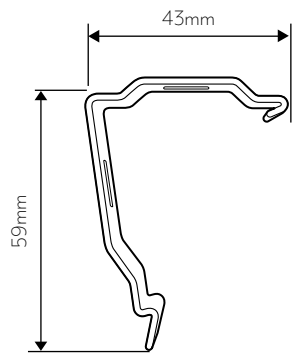
CASSETTE INCLUDING  
BRACKET



REAR OF BLIND



BRACKET



## HEADRAIL SPECIFICATION

OPTION	DESCRIPTION
System	<b>Default:</b> 38mm aluminium tube and control unit positioned in a cassette.
Control Options	Right ( <b>default</b> ) or left hand control chain, or Motorised.
Material	<b>Headrail:</b> Powder coated Aluminium <b>Control Unit:</b> Plastic <b>Control:</b> Default is nickel silver or choose gold metal, white or black plastic chain
Cassette Finish Type	<b>Covered:</b> Matching Fabric ( <b>default</b> ) <b>Uncovered:</b> White, Silver or Anthracite
Headrail Size	75mm x 75mm
Protrusion for a Face fix Fitting	80mm x 80mm
Fitting Type	Universal Top or Face Fix

# CRUZE CASSETTE SYSTEM SPECIFICATION

OPTION	DESCRIPTION
Minimum Size	(W) 250mm x (D) 250mm
Maximum Size	(W) 2600mm x (D) 4000mm
Finishes	<b>Cascade</b> – fabric has a waterfall effect. <b>(default)</b> <b>or Stacked</b> – fabric folds neatly behind itself
Stitch Method – Unlined (Sheer)	Transparent rod pocket stitched with matching thread.
Stitch Method – Standard Lining	Fabric rod pocket <b>(ivory)</b> stitched with matching thread.
Stitch Method – BO Lining	Fabric rod pocket <b>(ivory)</b> covered with blackout tape to cover pin holes across the blind – no pin holes visible. Note-no blackout tape shall be applied at the top where the Velcro strip is attached, nor to the bottom pocket.
Left / Right Hem Size	13mm <b>(lined)</b> 30mm <b>(unlined)</b>
Bottom Hem Size	35mm
Joining information / Panels	<b>No Joins (single panel):</b> < 1350mm <b>3 Panels (2 vertical Joins):</b> 1351mm up to 2600mm <b>Left: 20% Middle: 60% Right: 20%</b> N.B. Dependant on fabric roll width
Pattern Matching	If pattern matching is selected, we will ensure the pattern is consistent at the top of all blinds. Where possible, we will centralise the pattern on the blind.
Bottom Bar	25mm Aluminium Bar sealed in 35mm bottom pocket.
Horizontal Rods for folds	5mm Fiber glass. Rods secured in sewn pockets. Sides heat sealed.
Cord Clip material	Transparent Plastic
Colour of Cord	White
Child Safety options for chain	Supply installation height or chains will be 2/3 of the overall blind drop. P-clip supplied with all chains. If fitting height supplied chain will be fitting height less 1500mm.
Care instructions	Dry Clean only. Remove blind from cassette and release the cords from the back of the blind. Rods remain inside the blind.
Minimum Chain Length	200mm
Manufacturing Tolerances	-/+ 5mm
Recess Deductions	<b>Width:</b> -10mm <b>Drop:</b> -10mm

## BLIND STACK SPECIFICATION

BLIND DROP (MM)	CASCADE STYLE (APPROX.MM)	STACKED STYLE (APPROX.MM)
< 600	200	202
1000	243	226
1500	283	249
2000	315	263
2500	341	272
3000	364	296

## RODS/FOLDS CALCULATION

BLIND DROP (MM)	NUMBER OF RODS/FOLDS IN THE BLIND
< 700	2
701 to 1200	3
1201 to 1600	4
1601 to 2200	5
2201 to 2800	6
2801 to 3200	7

## CORD CALCULATION

BLIND DROP (MM)	NUMBER OF CORDS IN THE BLIND
< 700	2
701 to 1200	3
1201 to 1700	4
1701 to 2200	5
2201 to 2700	6
2701 to 3000	7

## STAB STITCHING

The below fabrics will be manufactured only using stab stitching.

FABRIC NAME	Capella Rose	Marble Ivory	Verve Ivory	Verve Steel
	Jareh Oyster	Marble Tusk	Verve Dusk	

# CRUZE CASSETTE SYSTEMS MADE EASY

The powder coated aluminium Cassette is available in 4 various finishes

## COLOUR OPTIONS



Covered with matching fabric



Silver



White



Anthracite

## END CAPS

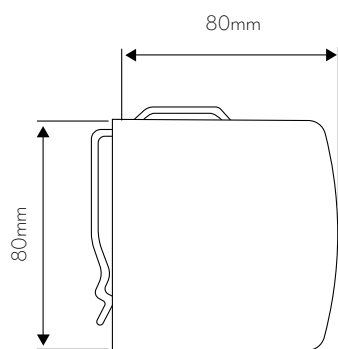
End caps are applied to the side of the Cassette. White Cassettes will have White End caps, Silver and Anthracite Cassettes will have Black End caps.



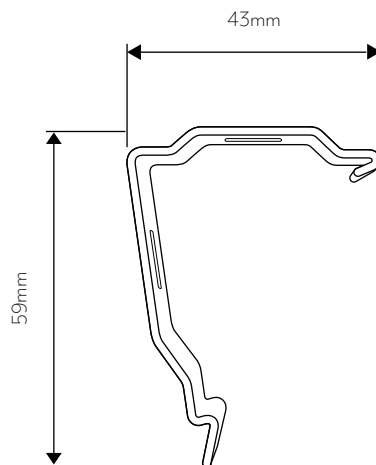
## BRACKETS

White Cassettes will have White Brackets, Silver and Anthracite Cassettes will have Black Brackets.

### CASSETTE INCLUDING BRACKETS (80MM X 80MM)



### BRACKET (43MM X 59MM)



# MOTORIZED ROMAN BLINDS

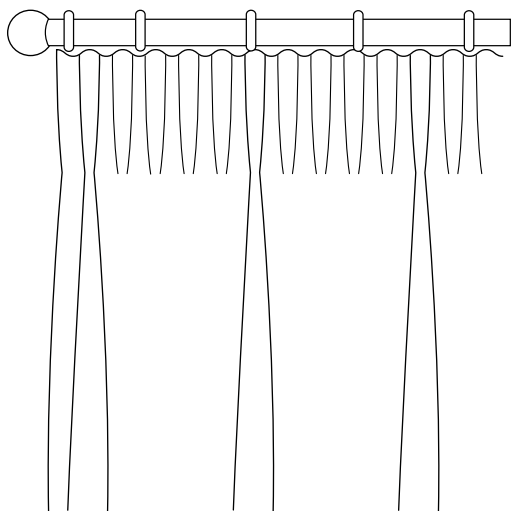
Roman blinds can be motorised to offer ultimate convenience of light control and privacy in the home, using Somfy™ motors.

SPECIFICATION	T&L 25	ROLL UP 28 RTS	SONESSE 30 ULTRA RTS
Blind Type	Unishade System	Cruze Cassette System	Cruze Cassette System
Operation	Raise/Lower	Raise/Lower	Raise/Lower
Power Option	Battery- 12V Li-Ion External Battery pack	Integrated Battery	Integrated Battery
Voltage	12V	12V	12V
Torque	0.8Nm	0.7Nm	2Nm
Speed	4-15 rpm	28 rpm	10-28 rpm (adjustable)
Width	550mm-2600mm	650mm-2600mm	725mm-2600mm
Drop	250mm-3000mm	250mm-3000mm	250mm-3000mm
Battery Life	2600 mAh <b>(4.5 hr charging)</b>	1400 mAh <b>(4hr charging)</b>	2600 mAh <b>(4.5 hr charging)</b>
Warranty	5 Year Warrenty based on 5000 cycles.	5 Year Warrenty based on 5000 cycles.	5 Year Warrenty based on 5000 cycles.
Controls	Compatable with all Somfy Remotes	Compatable with all Somfy Remotes	Compatable with all Somfy Remotes

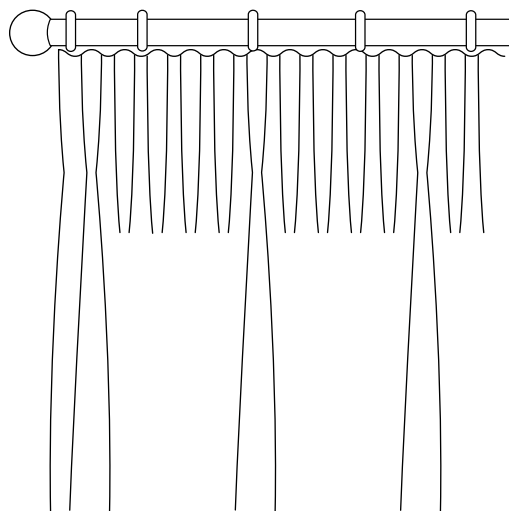
# CURTAINS

## HEADING TYPES

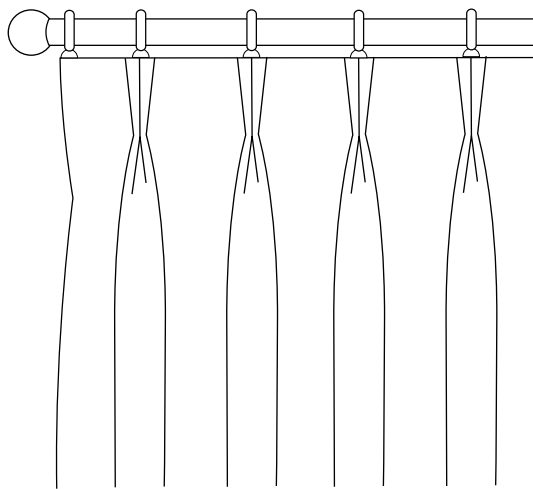
PENCIL PLEAT 3"



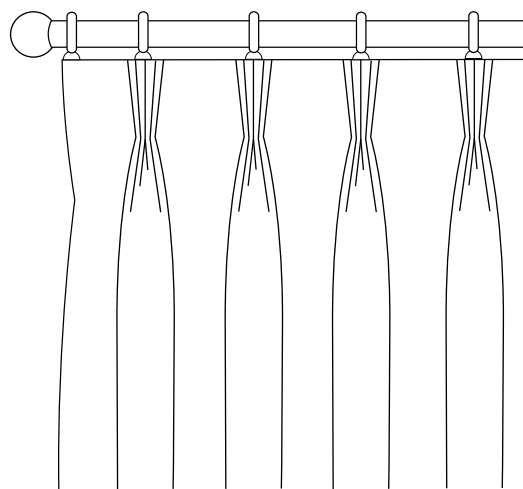
PENCIL PLEAT 6"



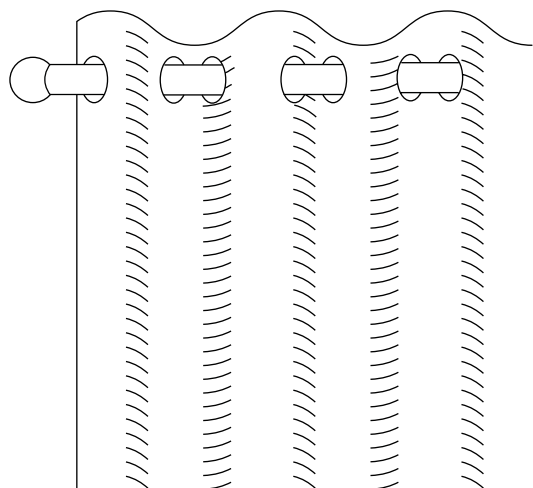
DOUBLE PINCH PLEAT



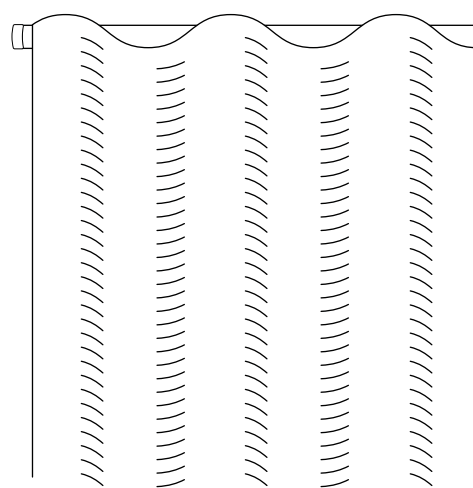
TRIPLE PINCH PLEAT



EYELETS



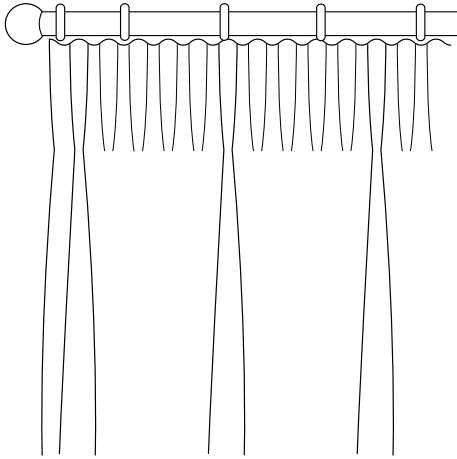
WAVE



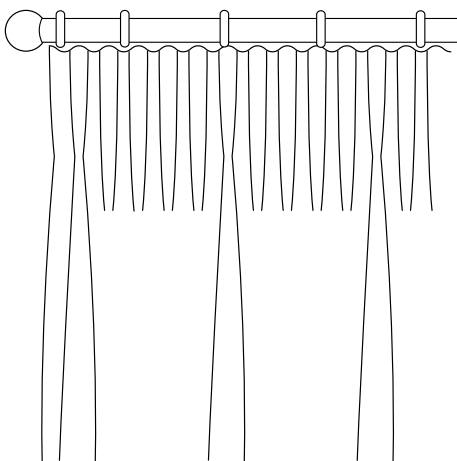
# PENCIL PLEAT CURTAINS

The Pencil Pleat heading is a series of folds gathered closely together by draw cords in the heading tape on the back of the curtain.

PENCIL PLEAT 3"



PENCIL PLEAT 6"



OPTION	DESCRIPTION
Minimum Sizes	(W) 600mm x (D) 300mm
Maximum Size	(W) 5600mm x (D) 5000mm
Heading Size Available	75mm (3") (Default Option) / 150mm (6")
Available Fullness	200%
Single/Pair	Curtains are made in pairs as standard unless advised otherwise
Hooks	Not supplied
Stitching Type – Side Hems	Bag lined method
Stitching Type – Bottom	Hems Blind stitch method
Stitching Type – Top Heading	Single needle stitching
Tape Position From Top of Curtain	5mm space from the tape to be left at the top of the curtain.
Left/Right Hem Size	40mm (lined), 30mm (unlined)
Bottom Hem Size	70mm
Tape Width	75mm (3") or 150mm (6")
Lining Stitching	Sewn within side hems, bag lined
Joins	Overlocked and cut
Weighted Corners	1.5g weight in each corner (2 per curtain)
Thread Colour	Colour coordinated to the face fabric
Manufacturing Tolerance	-/+ 10mm
Fitting Type	Track or Pole (with rings)
Measurement Type	For Drop: Exact Curtain Size (Hem to Hem)

## NUMBER OF WIDTHS PER CURTAIN

HEADING & FULLNESS	1/2 WIDTH	1 WIDTH	1.5 WIDTHS	2 WIDTHS	2.5 WIDTHS	3 WIDTHS	3.5 WIDTHS	4 WIDTHS
Pencil Pleat 75mm or 150mm (3" or 6") Approx 200% Fullness	Up to 650mm (25")	Up to 1300mm (51")	Up to 1950mm (76")	Up to 2600mm (102")	Up to 3250mm (127")	Up to 3900mm (153")	Up to 4550mm (179")	Up to 5200mm (204")

Please note the tables are for guidance only and based on 1400mm Roll Width. Curtains will be manufactured to the exact fullness. Minimum Panel size is 300mm.

## APPROX. STACK SIZE PER CURTAIN

HEADING	1/2 WIDTH	1 WIDTH	1.5 WIDTHS	2 WIDTHS	2.5 WIDTHS	3 WIDTHS	3.5 WIDTHS	4 WIDTHS
Pencil Pleat	150mm > 250mm	250mm > 350mm	350mm > 450mm	450mm > 550mm	550mm > 650mm	650mm > 750mm	750mm > 850mm	850mm > 950mm

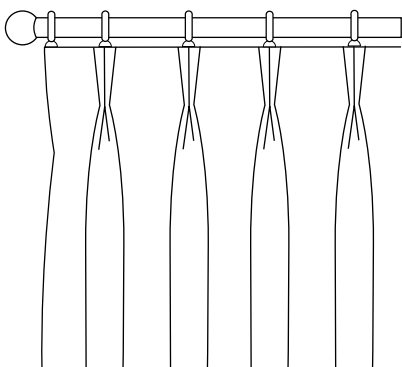
Please note the variables: Fabric Thickness, track style and spacing and number of hooks used

# PINCH PLEAT CURTAINS

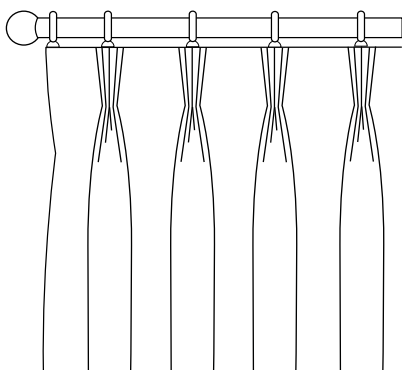
Pinch Pleat heading available in double or triple pinch pleat. The pleats are created by sewn in pleats.

The hooks on the back of the curtain are ratcheted to enable for slight adjustments to the height of the curtain during installation.

## DOUBLE PINCH PLEAT



## TRIPLE PINCH PLEAT



OPTION	DESCRIPTION
Minimum Size	(W) 538mm X (D) 300mm
Maximum Size	(W) 5600 mm (Double Pinch) or (W) 4310mm (Triple Pinch) x (D) 5000mm
Heading Size Available	Double Pinch Pleat: 100mm (4") (Default) or 150mm (6") Triple Pinch Pleat: 100mm (4") (Default) or 150mm (6")
Available Fullness	Double Pinch Pleat: 200% Triple Pinch Pleat: 260%
Single/Pair	Curtains are made in pairs as standard unless advised otherwise
Hooks	White Microflex plastic hooks supplied (Adjustable channel to raise / lower the curtain position).
Number of Hooks used per 1m	11
Distance between each hook	100mm (4") tape is 100mm +/-10mm or 150mm (6") tape is 130mm +/-10mm
Stitching Type – Side Hems	Bag lined method
Stitching Type – Bottom Hems	Blind stitch method
Left/Right Hem Size	40mm (lined), 30mm (unlined)
Bottom Hem Size	70mm
Tape Width	100mm (4") or 150mm (6")
Lining Stitching	Sewn within side hems, bag lined
Joins	Overlocked and cut
Weighted Corners	1.5g weight in each corner (2 per curtain)
Thread Colour	Colour coordinated to the face fabric
Pleat Depth	30mm
Manufacturing Tolerance	-/+ 10mm
Fitting Type	Track or Pole (with rings)
Measurement Type	For Drop: Exact Curtain size (Hem to Hem)

## NUMBER OF WIDTHS PER CURTAIN

HEADING & FULLNESS	1/2 WIDTH	1 WIDTH	1.5 WIDTHS	2 WIDTHS	2.5 WIDTHS	3 WIDTHS	3.5 WIDTHS	4 WIDTHS
Double Pinch Pleat (Approx. 200% FULLNESS)	Up to 650mm (25")	Up to 1300mm (51")	Up to 1950mm (76")	Up to 2600mm (102")	Up to 3250mm (127")	Up to 3900mm (153")	Up to 4550mm (179")	Up to 5200mm (204")
Triple Pinch Pleat (Approx. 260% FULLNESS)	Up to 500mm (19")	Up to 1000mm (39")	Up to 1500mm (59")	Up to 2000mm (78")	Up to 2500mm (98")	Up to 3000mm (118")	Up to 3500mm (137")	Up to 4000mm (157")

Please note the tables are for guidance only and based on 1400mm Roll Width. Curtains will be manufactured to the exact fullness. Minimum Panel size is 300mm.

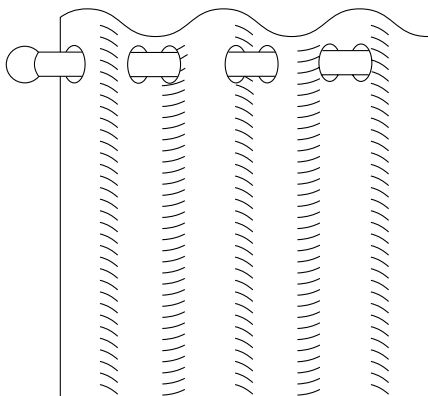
## APPROX. STACK SIZE PER CURTAIN

HEADING	1/2 WIDTH	1 WIDTH	1.5 WIDTHS	2 WIDTHS	2.5 WIDTHS	3 WIDTHS	3.5 WIDTHS	4 WIDTHS
Double Pinch Pleat	70mm > 140mm	140mm > 210mm	210mm > 280mm	280mm > 350mm	350mm > 420mm	420mm > 490mm	490mm > 560mm	560mm > 630mm
Triple Pinch Pleat	150mm > 200mm	200mm > 250mm	250mm > 300mm	300mm > 350mm	350mm > 400mm	400mm > 450mm	450mm > 500mm	500mm > 550mm

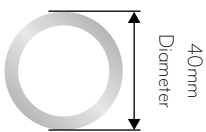
Please note the variables: Fabric thickness, track style and spacing, and number of hooks used.

# EYELET CURTAINS

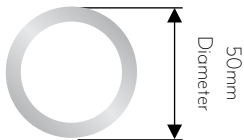
Eyelet curtains create a narrow, even stack either side of the window and are a good option where there isn't a great deal of space next to the window.



## SMALL EYELET



## LARGE EYELET



## EYELET COLOURS



Silver

Gold

Antique

Gunmetal

OPTION	DESCRIPTION
Minimum Size	(W) 800mm x (D) 300mm
Maximum Size	(W) 6400mm x (D) 5000mm
Fullness	170%
Single/Pair	Curtains are made in pairs as standard unless advised otherwise.
Stitching Type - Side Hems	Bag lined method
Stitching Type - Bottom Hems	Blind stitch method
Left/Right Hem Size	40mm (lined) 30mm (unlined)
Bottom Hem Size	70mm
Buckram Width	100mm (4")
Lining Stitching	Sewn within side hems, bag lined
Eyelet Colours Available	Silver (Default option), Gold, Gun Metal & Antique
Eyelet Sizes Available	40mm (ID) (Default Option) or 50mm (ID)
Maximum Pole Diameter	<b>40mm Eyelet:</b> 35mm pole <b>50mm Eyelet:</b> 45mm pole
Number of Eyelets used per width	8
Eyelet Position	30mm from top of curtain (from top inner side of eyelet)
Distance between each eyelet	100-120mm
Weighted Corners	1.5g weight in each corner ( <b>2 per curtain</b> )
Thread Colour	Colour coordinated to the face fabric
Manufacturing Tolerance	-/+ 10mm
Fitting Type	Pole
Measurement Type	<b>For Drop:</b> Pole to Hem ( <b>Manufactured +30mm</b> ), Hem to Hem ( <b>Exact Curtain Size</b> )
Fabric Return	80mm from eyelet centre to finish point. For bigger returns, please specify on the order.

## NUMBER OF WIDTHS PER CURTAIN

HEADING & FULLNESS	1/2 WIDTH	1 WIDTH	1.5 WIDTHS	2 WIDTHS	2.5 WIDTHS	3 WIDTHS	3.5 WIDTHS	4 WIDTHS
Eyelet Heading (170% Fullness)	Up to 765mm (30")	Up to 1529mm (60")	Up to 2294mm (90")	Up to 3059mm (120")	Up to 3824mm (150")	Up to 4588mm (180")	Up to 5353mm (210")	Up to 6118mm (240")

Please note the tables are for guidance only and based on 1400mm Roll Width. Curtains will be manufactured to the exact fullness. Minimum Panel size is 300

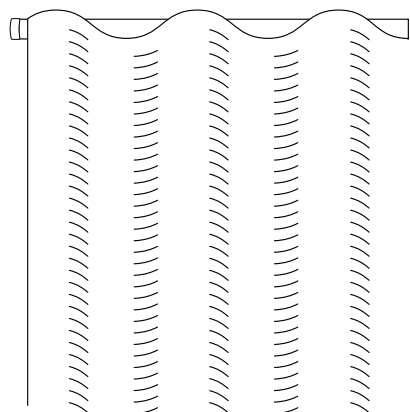
## APPROX. STACK SIZE PER CURTAIN

HEADING	1/2 WIDTH	1 WIDTH	1.5 WIDTHS	2 WIDTHS	2.5 WIDTHS	3 WIDTHS	3.5 WIDTHS	4 WIDTHS
Eyelet	100mm > 140mm	140mm > 180mm	180mm > 220mm	220mm > 260mm	260mm > 300mm	300mm > 340mm	340mm > 380mm	380mm > 420mm

Please note the variables: Fabric Thickness, track style and spacing and number of hooks used.

# WAVE CURTAINS

When installed on a track, wave curtains create a narrow, even stack either side of the window and are a good option where there isn't a great deal of space next to the window.



OPTION	DESCRIPTION
Minimum Size	(W) 387mm x (D) 500mm
Maximum Size	(W) 7000mm x (D) 5000mm
Heading Size Available	80mm
Fullness	180% ( <b>default</b> ), 210% or 230%
Single/Pair	Curtains are made as pairs as standard unless advised otherwise.
Hooks	Metal hooks supplied as standard.
Stitching Type – Side Hems	Bag lined method
Stitching Type – Bottom Hems	Blind stitch method
Stitching Type – Top Heading	Single needle stitching
Left/Right Hem Size	40mm ( <b>lined</b> ) and 30mm ( <b>unlined</b> )
Bottom Hem Size	70mm
Lining Stitching	Sewn within side hems, bag lined
Weighted Corners	1.5g weight in each corner ( <b>2 per curtain</b> )
Thread	Colour coordinated to the face fabric
Manufacturing Tolerance	-/+ 10mm
Fitting Type	To fit track with 80mm wave spacing
Measurement Type	<b>For Drop:</b> Exact Curtain Size ( <b>Hem to Hem</b> )

## NUMBER OF WIDTHS PER CURTAIN

HEADING & FULLNESS	1/2 WIDTH	1 WIDTH	1.5 WIDTHS	2 WIDTHS	2.5 WIDTHS	3 WIDTHS	3.5 WIDTHS	4 WIDTHS
Wave Heading (180% Fullness)	Up to 522mm (20")	Up to 1244mm (48")	Up to 1967mm (77")	Up to 2689mm (105")	Up to 3411mm (1134")	Up to 4133mm (162")	Up to 4856mm (191")	Up to 5578mm (219")
Wave Heading (210% Fullness)	Up to 419mm (16")	Up to 1038mm (40")	Up to 1657mm (65")	Up to 2276mm (89")	Up to 2895mm (113")	Up to 3514mm (138")	Up to 4133mm (162")	Up to 4752mm (187")
Wave Heading (230% Fullness)	Up to 365mm (14")	Up to 930mm (36")	Up to 1496mm (58")	Up to 2061mm (81")	Up to 2626mm (103")	Up to 3191mm (125")	Up to 3757mm (147")	Up to 4322mm (170")

Please note the tables are for guidance only and based on 1400mm Roll Width. Curtains will be manufactured to the exact fullness. Minimum Panel size is 300mm.

## APPROX. STACK SIZE PER CURTAIN

HEADING	1/2 WIDTH	1 WIDTH	1.5 WIDTHS	2 WIDTHS	2.5 WIDTHS	3 WIDTHS	3.5 WIDTHS	4 WIDTHS
Wave	100mm > 140mm	140mm > 180mm	180mm > 220mm	220mm > 260mm	260mm > 300mm	300mm > 340mm	340mm > 380mm	380mm > 420mm

Please note the variables: Fabric Thickness, track style and spacing and number of hooks used.

# CUSHION COVERS AND TIE BACKS SPECIFICATION

Accessories add the perfect finishing touch. A selection of cushion covers and tie back sizes are available.

## CUSHIONS

We offer 3 standard sizes of cushion covers. Available with a piped or plain edge finish. An off-white zip is concealed under a neat flap on the back.

### AVAILABLE SIZES

45cm x 45cm (18") Cushion cover size


50cm x 30cm (20 x 12") Cushion cover size

59cm x 59cm (23") Cushion cover size


### PLAIN EDGE CUSHION



### PIPED EDGE CUSHION



### CONCEALED ZIP



## TIEBACKS

Tiebacks are the perfect addition to secure curtains to the sides of the window or door. Supplied as pairs, they come with a plain or piped edge finish, with a chrome hook.

### AVAILABLE SIZES

660mm (26") to fit up to 1.5 width Curtains

800mm (32") to fit up to 1.5 to 2.5 width Curtains

860mm (34") to fit up to 3 to 4 width Curtains

### NON-PIPED TIE-BACK



### PIPED TIE-BACK



# LINING SPECIFICATION

LINING TYPE AND FUNCTION	CURTAINS	ROMANS
<b>Premier - White or Ivory*</b> A lightweight entry level lining.	✓ (Default Option)	✓
<b>Satin - White or Ivory*</b> A premium quality for added luxury.	✓	✓ (Default Option)
<b>Blockout - White or Ivory*</b> A heavyweight lining which eliminates light entering through the face fabrics. Also acts as an insulating layer. Choosing an inherent thermal lining will ensure the room is insulated to a higher standard.	✓	✓
<b>Bonded - Ivory</b> For added luxury and insulation. This lining has a padded appearance on the blind.	✗	✓
<b>Blockout Bonded - Ivory</b> For added luxury and insulation. This lining has a padded appearance on the blind and eliminates light entering through the face fabrics.	✗	✓
<b>Interlining</b> A third layer between the face fabric and the lining choice. Lining selection required.	✓	✗
<b>Unlined</b>	✓	✓

\* All blind/curtains will come with ivory lining as standard, excluding fabrics marked with a '\*', which will come with a white lining as standard.

Voile fabrics are only available unlined. Fabrics specified as 'Stab Stitch Only' must have a lining option included and not available to order as Unlined.

LINING TYPE	WIDTH (MM)	COMPOSITION DETAILS	WEIGHT G/M2
Premier	1400	75% polyester/ 25% cotton	135
Satin	1400/3000	52% polyester/ 46% cotton	200 +/-5
Blockout	1400	100% polyester with acrylic backing	140
Bonded	1400	100% polyester	400
Blockout Bonded	1330	100% polyester with acrylic backing	333

## CARE INSTRUCTIONS

Curtains can be professionally dry cleaned only. Always ensure curtains are cleaned as a pair at the same time.

If you wish to dry clean your roman blind, the cords & rods will need to be removed. A small slit can be made in each rod pocket to remove the rod. (please note this will void any warranty) Please follow the steps below.



You may also use an upholstery brush and a vacuum cleaner to refresh your roman blinds and curtains.

# RANGE INFORMATION

RANGE NAME	COLOUR	COMPOSITION	FABRIC WIDTH (MM)	VERTICAL REPEAT (MM)	HORIZONTAL REPEAT (MM)	PRICE BAND	STITCH STYLE
Artisan	Dove	58% Cotton 42% Polyester	1370	Stripe	90	D	Standard stitch, Stab stitch
Artisan	Fawn	58% Cotton 42% Polyester	1370	Stripe	90	D	Standard stitch, Stab stitch
Artisan	Ocean	58% Cotton 42% Polyester	1370	Stripe	90	D	Standard stitch, Stab stitch
Artisan	Sage	58% Cotton 42% Polyester	1370	Stripe	90	D	Standard stitch, Stab stitch
Arturo	Dove	80% Recycled Polyester 20% Polyester	1400	120	120	D	Standard stitch, Stab stitch
Arturo	Ink	80% Recycled Polyester 20% Polyester	1400	120	120	D	Standard stitch, Stab stitch
Arturo	Porcelain	80% Recycled Polyester 20% Polyester	1400	120	120	D	Standard stitch, Stab stitch
Arturo	Truffle	80% Recycled Polyester 20% Polyester	1400	120	120	D	Standard stitch, Stab stitch
Belle	Peony	100% Polyester	1400	800	700	B	Standard stitch, Stab stitch
Boheme	Balance	100% Cotton	1500	920	900	A	Standard stitch, Stab stitch
Boheme	Eden	100% Cotton	1500	920	900	A	Standard stitch, Stab stitch
Boheme	Surf	100% Cotton	1500	920	900	A	Standard stitch, Stab stitch
Calista	Breeze	100% Cotton	1500	457	457	C	Standard stitch, Stab stitch
Calista	Citrus	100% Cotton	1500	457	457	C	Standard stitch, Stab stitch
Calista	Lust	100% Cotton	1500	457	457	C	Standard stitch, Stab stitch
Calista	Mineral	100% Cotton	1500	457	457	C	Standard stitch, Stab stitch
Cami	Rose	85% Cotton, 15% Linen	1400	80	55	C	Standard stitch, Stab stitch
Cami	Sand	85% Cotton, 15% Linen	1400	80	55	C	Standard stitch, Stab stitch
Canvas	Moss	100% Cotton	1380	450	460	C	Standard stitch, Stab stitch
Canvas	Pacific	100% Cotton	1380	450	460	C	Standard stitch, Stab stitch
Canvas	Sahara	100% Cotton	1380	450	460	C	Standard stitch, Stab stitch
Capella	Rose	100% Cotton	1400	0	0	B	Stab stitch only
Catkin	Duck egg	100% Polyester	1370	485	240	D	Standard stitch, Stab stitch

RANGE NAME	COLOUR	COMPOSITION	FABRIC WIDTH (MM)	VERTICAL REPEAT (MM)	HORIZONTAL REPEAT (MM)	PRICE BAND	STITCH STYLE
Catkin	Mineral	100% Polyester	1370	485	240	D	Standard stitch, Stab stitch
Catkin	Mist	100% Polyester	1370	485	240	D	Standard stitch, Stab stitch
Catkin	Praline	100% Polyester	1370	485	240	D	Standard stitch, Stab stitch
Catkin	Shine	100% Polyester	1370	485	240	D	Standard stitch, Stab stitch
Celina	Berry	100% Cotton	1380	630	690	C	Standard stitch, Stab stitch
Celina	Blush	100% Cotton	1380	630	690	C	Standard stitch, Stab stitch
Celina	Willow	100% Cotton	1380	630	690	C	Standard stitch, Stab stitch
Cielo	Amethyst	100% Polyester	1400	460	460	B	Standard stitch, <b>Stab stitch (recommended)</b>
Cielo	Indigo	100% Polyester	1400	460	460	B	Standard stitch, <b>Stab stitch (recommended)</b>
Cielo	Slate	100% Polyester	1400	460	460	B	Standard stitch, <b>Stab stitch (recommended)</b>
Dakar	Pebble	100% Polyester	1400	230	350	D	Standard stitch, Stab stitch
Dakar	Sandstone	100% Polyester	1400	230	350	D	Standard stitch, Stab stitch
Flores	Mineral	95% Cotton 5% linen	1500	370	320	C	Standard stitch, Stab stitch
Flores	Mist	95% Cotton 5% linen	1500	370	320	C	Standard stitch, Stab stitch
Flores	Biscuit	95% Cotton 5% linen	1500	370	320	C	Standard stitch, Stab stitch
Flores	Shadow	95% Cotton 5% linen	1500	370	320	C	Standard stitch, Stab stitch
Folina	Amethyst	100% Polyester	1400	700	700	B	Standard stitch, Stab stitch
Folina	Slate	100% Polyester	1400	700	700	B	Standard stitch, Stab stitch
Haven	Amber	100% Polyester	1450	Plain	Plain	A	Standard stitch, Stab stitch
Haven	Apple	100% Polyester	1450	Plain	Plain	A	Standard stitch, Stab stitch
Haven	Ebony	100% Polyester	1450	Plain	Plain	A	Standard stitch, Stab stitch
Haven	Ice	100% Polyester	1450	Plain	Plain	A	Standard stitch, Stab stitch
Haven	Indigo	100% Polyester	1450	Plain	Plain	A	Standard stitch, Stab stitch

RANGE NAME	COLOUR	COMPOSITION	FABRIC WIDTH (MM)	VERTICAL REPEAT (MM)	HORIZONTAL REPEAT (MM)	PRICE BAND	STITCH STYLE
Haven	Oyster	100% Polyester	1450	Plain	Plain	A	Standard stitch, Stab stitch
Haven	Platinum	100% Polyester	1450	Plain	Plain	A	Standard stitch, Stab stitch
Haven	Powder	100% Polyester	1450	Plain	Plain	A	Standard stitch, Stab stitch
Haven	Saffron	100% Polyester	1450	Plain	Plain	A	Standard stitch, Stab stitch
Haven	Seafoam	100% Polyester	1450	Plain	Plain	A	Standard stitch, Stab stitch
Haven	Sky	100% Polyester	1450	Plain	Plain	A	Standard stitch, Stab stitch
Haven	Slate	100% Polyester	1450	Plain	Plain	A	Standard stitch, Stab stitch
Haven	Thistle	100% Polyester	1450	Plain	Plain	A	Standard stitch, Stab stitch
Haven	Toffee	100% Polyester	1450	Plain	Plain	A	Standard stitch, Stab stitch
Haven	Vanilla	100% Polyester	1450	Plain	Plain	A	Standard stitch, Stab stitch
Jareh+	Oyster*	68% Recycled Poly 26% Cotton 6% Polyester	1400	250	220	D	Stab stitch only
Kairo	Moon	63% Cotton, 37% Polyester	1360	190	345	C	Standard stitch, Stab stitch
Kairo	Peony	63% Cotton, 37% Polyester	1360	190	345	C	Standard stitch, Stab stitch
Kairo	Pistachio	63% Cotton, 37% Polyester	1360	190	345	C	Standard stitch, Stab stitch
Kairo	Putty	63% Cotton, 37% Polyester	1360	190	345	C	Standard stitch, Stab stitch
Kairo	Thistle	63% Cotton, 37% Polyester	1360	190	345	C	Standard stitch, Stab stitch
Keates	Moon	52% Cotton 48% Polyester	1380	Stripe	90	C	Standard stitch, Stab stitch
Lemon Grove	Dawn	90% Recycled Polyester, 10% Polyester	1420	360	360	D	Standard stitch, Stab stitch
Lora	Adore	68% Recycled Polyester, 32% Polyester	1400	0	0	D	Standard stitch only
Lora	Biscuit	68% Recycled Polyester, 32% Polyester	1400	0	0	D	Standard stitch only
Lora	Carbon	68% Recycled Polyester, 32% Polyester	1400	0	0	D	Standard stitch only
Lora	Duck Egg	68% Recycled Polyester, 32% Polyester	1400	0	0	D	Standard stitch only

RANGE NAME	COLOUR	COMPOSITION	FABRIC WIDTH (MM)	VERTICAL REPEAT (MM)	HORIZONTAL REPEAT (MM)	PRICE BAND	STITCH STYLE
Lora	Ivory	68% Recycled Polyester, 32% Polyester	1400	0	0	D	Standard stitch only
Lora	Lilac	68% Recycled Polyester, 32% Polyester	1400	0	0	D	Standard stitch only
Lora	Linen	68% Recycled Polyester, 32% Polyester	1400	0	0	D	Standard stitch only
Lora	Mist	68% Recycled Polyester, 32% Polyester	1400	0	0	D	Standard stitch only
Lora	Pearl	68% Recycled Polyester, 32% Polyester	1400	0	0	D	Standard stitch only
Lora	Shine	68% Recycled Polyester, 32% Polyester	1400	0	0	D	Standard stitch only
Lora	Sky	68% Recycled Polyester, 32% Polyester	1400	0	0	D	Standard stitch only
Lora	Steel	68% Recycled Polyester, 32% Polyester	1400	0	0	D	Standard stitch only
Lorcan	Dusk	100% Polyester	1450	320	355	C	Standard stitch, Stab stitch
Lorcan	Mist	100% Polyester	1450	320	355	C	Standard stitch, Stab stitch
Lorcan	Oyster	100% Polyester	1450	320	355	C	Standard stitch, Stab stitch
Lorenzo	Frost	70% Cotton 30% Linen	1420	0	0	D	Standard stitch, Stab stitch
Lorenzo	Ink	70% Cotton 30% Linen	1420	0	0	D	Standard stitch, Stab stitch
Lorenzo	Ivory	70% Cotton 30% Linen	1420	0	0	D	Standard stitch, Stab stitch
Lorenzo	Jade	70% Cotton 30% Linen	1420	0	0	D	Standard stitch, Stab stitch
Lorenzo	Lemon	70% Cotton 30% Linen	1420	0	0	D	Standard stitch, Stab stitch
Lorenzo	Linen	70% Cotton 30% Linen	1420	0	0	D	Standard stitch, Stab stitch
Lorenzo	Mauve	70% Cotton 30% Linen	1420	0	0	D	Standard stitch, Stab stitch
Lorenzo	Mouse	70% Cotton 30% Linen	1420	0	0	D	Standard stitch, Stab stitch
Lorenzo	Shell	70% Cotton 30% Linen	1420	0	0	D	Standard stitch, Stab stitch
Lorenzo	Smoke	70% Cotton 30% Linen	1420	0	0	D	Standard stitch, Stab stitch

RANGE NAME	COLOUR	COMPOSITION	FABRIC WIDTH (MM)	VERTICAL REPEAT (MM)	HORIZONTAL REPEAT (MM)	PRICE BAND	STITCH STYLE
Lorenzo	Terracotta	70% Cotton 30% Linen	1420	0	0	D	Standard stitch, Stab stitch
Lorenzo	Wheat	70% Cotton 30% Linen	1420	0	0	D	Standard stitch, Stab stitch
Lovella	Pebble	85% Cotton, 15% Linen	1400	175	100	C	Standard stitch, Stab stitch
Lovella	Red	85% Cotton 15% Linen	1400	175	100	C	Standard stitch, Stab stitch
Lumi	Champagne	62% Polyester 38% Cotton	1400	Textured	0	C	Standard stitch, Stab stitch
Lumi	Dove	62% Polyester 38% Cotton	1400	Textured	0	C	Standard stitch, Stab stitch
Lumi	Mink	62% Polyester 38% Cotton	1400	Textured	0	C	Standard stitch, Stab stitch
Lumi	Pearl	62% Polyester 38% Cotton	1400	Textured	0	C	Standard stitch, Stab stitch
Lumi	Pistachio	62% Polyester 38% Cotton	1400	Textured	0	C	Standard stitch, Stab stitch
Lumi	Rose	62% Polyester 38% Cotton	1400	Textured	0	C	Standard stitch, Stab stitch
Lumi	Rust	62% Polyester 38% Cotton	1400	Textured	0	C	Standard stitch, Stab stitch
Lumi	Smoke	62% Polyester 38% Cotton	1400	Textured	0	C	Standard stitch, Stab stitch
Marble+	Ivory*	68% Recycled Poly 26% Cotton 6% Polyester	1400	280	240	D	Stab stitch only
Marble+	Tusk	68% Recycled Poly 26% Cotton 6% Polyester	1400	280	240	D	Stab stitch only
Memento	Aurora	100% Cotton	1500	640	640	C	Standard stitch, Stab stitch
Memento	Dawn	100% Cotton	1500	640	640	C	Standard stitch, Stab stitch
Memento	Dusk	100% Cotton	1500	640	640	C	Standard stitch, Stab stitch
Mimi	Melba	100% Polyester	1400	160	235	D	Standard stitch, Stab stitch
Mimi	Satin	100% Polyester	1400	160	235	D	Standard stitch, Stab stitch
Mulberry	Roast	100% Cotton	1390	225	230	C	Standard stitch, Stab stitch
Noble	Summer	63% Cotton, 37% Polyester	1420	Stripe	100	D	Standard stitch, Stab stitch
Nomad	Fossil	100% Polyester	1400	240	235	D	Standard stitch, Stab stitch
Nomad	Platinum	100% Polyester	1400	240	235	D	Standard stitch, Stab stitch
Nomad	Sandstone	100% Polyester	1400	240	235	D	Standard stitch, Stab stitch

RANGE NAME	COLOUR	COMPOSITION	FABRIC WIDTH (MM)	VERTICAL REPEAT (MM)	HORIZONTAL REPEAT (MM)	PRICE BAND	STITCH STYLE
Nomad	Slate	100% Polyester	1400	240	235	D	Standard stitch, Stab stitch
Ortega	Blush	100% Polyester	1400	Plain	Plain	C	Standard stitch only
Ortega	Cranberry	100% Polyester	1400	Plain	Plain	C	Standard stitch only
Ortega	Hessian	100% Polyester	1400	Plain	Plain	C	Standard stitch only
Ortega	Oyster	100% Polyester	1400	Plain	Plain	C	Standard stitch only
Ortega	Silver	100% Polyester	1400	Plain	Plain	C	Standard stitch only
Ortega	Smoke	100% Polyester	1400	Plain	Plain	C	Standard stitch only
Ortega	Spa	100% Polyester	1400	Plain	Plain	C	Standard stitch only
Pavo	Muscovado	80% Recycled Polyester, 20% Polyester	1400	370	360	D	Standard stitch, Stab stitch
Pavo	Teal	80% Recycled Polyester, 20% Polyester	1400	370	360	D	Standard stitch, Stab stitch
Pinnacle	Amaretto	100% Cotton	1500	80	80	A	Standard stitch, Stab stitch
Pinnacle	Amelia	100% Cotton	1500	80	80	A	Standard stitch, Stab stitch
Pinnacle	Azure	100% Cotton	1500	80	80	A	Standard stitch, Stab stitch
Pinnacle	Slate	100% Cotton	1500	80	80	A	Standard stitch, Stab stitch
Riva	Berry	100% Polyester	1430	860	480	D	Standard stitch, Stab stitch
Riva	Energy	100% Polyester	1430	860	480	D	Standard stitch, Stab stitch
Riva	Graphite	100% Polyester	1430	860	480	D	Standard stitch, Stab stitch
Riva	Havana	100% Polyester	1430	860	480	D	Standard stitch, Stab stitch
Riva	Ink	100% Polyester	1430	860	480	D	Standard stitch, Stab stitch
Riva	Moment	100% Polyester	1430	860	480	D	Standard stitch, Stab stitch
Rumour	Aqua	80% Recycled Polyester, 20% Polyester	1400	225	235	D	Standard stitch, Stab stitch

RANGE NAME	COLOUR	COMPOSITION	FABRIC WIDTH (MM)	VERTICAL REPEAT (MM)	HORIZONTAL REPEAT (MM)	PRICE BAND	STITCH STYLE
Rumour	Shimmer	80% Recycled Polyester 20% Polyester	1400	225	235	D	Standard stitch, Stab stitch
Saskia	Calm	90% Recycled Polyester, 10% Polyester	1400	0	0	C	Standard stitch, Stab stitch
Saskia	Motion	90% Recycled Polyester, 10% Polyester	1400	0	0	C	Standard stitch, Stab stitch
Saskia	Shell	90% Recycled Polyester, 10% Polyester	1400	0	0	C	Standard stitch, Stab stitch
Saskia	Shimmer	90% Recycled Polyester, 10% Polyester	1400	0	0	C	Standard stitch, Stab stitch
Saskia	Soba	90% Recycled Polyester, 10% Polyester	1400	0	0	C	Standard stitch, Stab stitch
Saskia	Summer	90% Recycled Polyester, 10% Polyester	1400	0	0	C	Standard stitch, Stab stitch
Saskia	Tilt	90% Recycled Polyester, 10% Polyester	1400	0	0	C	Standard stitch, Stab stitch
Saskia	Velour	90% Recycled Polyester, 10% Polyester	1400	0	0	C	Standard stitch, Stab stitch
Saskia	Warmth	90% Recycled Polyester, 10% Polyester	1400	0	0	C	Standard stitch, Stab stitch
Saskia	Willow	90% Recycled Polyester, 10% Polyester	1400	0	0	C	Standard stitch, Stab stitch
Sculpt	Dove	100% Polyester	1420	265	240	C	Standard stitch, Stab stitch
Sculpt	Duckegg	100% Polyester	1420	265	240	C	Standard stitch, Stab stitch
Sculpt	Heather	100% Polyester	1420	265	240	C	Standard stitch, Stab stitch
Sculpt	Linen*	100% Polyester	1420	265	240	C	Standard stitch, Stab stitch
Sculpt	Stone	100% Polyester	1420	265	240	C	Standard stitch, Stab stitch
Sculpt	Zest	100% Polyester	1420	265	240	C	Standard stitch, Stab stitch
Serenity	Alpine	100% Polyester	1400	700	700	B	Standard stitch, Stab stitch
Spire	Mineral	100% Polyester	1400	250	220	D	Standard stitch, Stab stitch
Spire	Oyster	100% Polyester	1400	250	220	D	Standard stitch, Stab stitch
Spire	Silver	100% Polyester	1400	250	220	D	Standard stitch, Stab stitch
Spire	Thistle	100% Polyester	1400	250	220	D	Standard stitch, Stab stitch
Spire	Wedgewood	100% Polyester	1400	250	220	D	Standard stitch, Stab stitch
Tivoli	Fawn	64% Cotton 36% Polyester	1360	Stripe	10	D	Standard stitch, Stab stitch

RANGE NAME	COLOUR	COMPOSITION	FABRIC WIDTH (MM)	VERTICAL REPEAT (MM)	HORIZONTAL REPEAT (MM)	PRICE BAND	STITCH STYLE
Tivoli	Flax	64% Cotton 36% Polyester	1360	Stripe	10	D	Standard stitch, Stab stitch
Tova	Sicily	85% Cotton 15% Linen	1500	85	35	A	Standard stitch, Stab stitch
Tova	Tuscany	85% Cotton 15% Linen	1500	85	35	A	Standard stitch, Stab stitch
Trace	Apple	100% Polyester	1400	0	0	A	Standard stitch, Stab stitch
Trace	Azure	100% Polyester	1400	0	0	A	Standard stitch, Stab stitch
Trace	Ebony	100% Polyester	1400	0	0	A	Standard stitch, Stab stitch
Trace	Latte	100% Polyester	1400	0	0	A	Standard stitch, Stab stitch
Trace	Oyster	100% Polyester	1400	0	0	A	Standard stitch, Stab stitch
Trace	Pewter	100% Polyester	1400	0	0	A	Standard stitch, Stab stitch
Trace	Platinum	100% Polyester	1400	0	0	A	Standard stitch, Stab stitch
Trace	Rose	100% Polyester	1400	0	0	A	Standard stitch, Stab stitch
Trace	Silver	100% Polyester	1400	0	0	A	Standard stitch, Stab stitch
Trace	Sky	100% Polyester	1400	0	0	A	Standard stitch, Stab stitch
Trace	Slate	100% Polyester	1400	0	0	A	Standard stitch, Stab stitch
Trace	White*	100% Polyester	1400	0	0	A	Standard stitch, Stab stitch
Treviso	Ecru	100% Cotton	1500	320	640	C	Standard stitch, Stab stitch
Treviso	Graphite	100% Cotton	1500	320	640	C	Standard stitch, Stab stitch
Treviso	Pomelo	100% Cotton	1500	320	640	C	Standard stitch, Stab stitch
Treviso	Shadow	100% Cotton	1500	320	640	C	Standard stitch, Stab stitch
Verdant	River	100% Polyester	1400	0	0	B	Standard stitch, Stab stitch
Verdant	Teal	100% Polyester	1400	0	0	B	Standard stitch, Stab stitch

RANGE NAME	COLOUR	COMPOSITION	FABRIC WIDTH (MM)	VERTICAL REPEAT (MM)	HORIZONTAL REPEAT (MM)	PRICE BAND	STITCH STYLE
Verve+	Dusk	68% Recycled Polyester 26% Cotton 6% Polyester	1400	20	30	D	Stab stitch only
Verve+	Ivory*	68% Recycled Polyester 26% Cotton 6% Polyester	1400	20	30	D	Stab stitch only
Verve+	Steel	68% Recycled Polyester 26% Cotton 6% Polyester	1400	20	30	D	Stab stitch only
Vibenna	Adore	100% Polyester	1340	405	890	B	Standard stitch, Stab stitch
Vibenna	Blush	100% Polyester	1340	405	890	B	Standard stitch, Stab stitch
Vibenna	Sin	100% Polyester	1340	405	890	B	Standard stitch, Stab stitch
Vibenna	Wish	100% Polyester	1340	405	890	B	Standard stitch, Stab stitch
Vibenna	Zest	100% Polyester	1340	405	890	B	Standard stitch, Stab stitch
Vine	Merlot	100% Cotton	1500	160	170	A	Standard stitch, Stab stitch
Vine	Olive	100% Cotton	1500	160	170	A	Standard stitch, Stab stitch
Vine	Sunset	100% Cotton	1500	160	170	A	Standard stitch, Stab stitch
Vine	Warmth	100% Cotton	1500	160	170	A	Standard stitch, Stab stitch
Vista	Indigo	85% Cotton, 15% Linen	1400	15	20	C	Standard stitch, Stab stitch
Vista	Rose	85% Cotton, 15% Linen	1400	15	20	C	Standard stitch, Stab stitch
Vista	Smoke	85% Cotton, 15% Linen	1400	15	20	C	Standard stitch, Stab stitch
Wentworth	Ecru	64% Cotton 36% Polyester	1380	Stripe	90	C	Standard stitch, Stab stitch
Reveal	Halo	78% Polyester 22% Cotton	3000	0	0	A	Standard stitch, Stab stitch
Strata	Pure	100% Polyester	3000	0	0	A	Standard stitch, Stab stitch

\*Stab Stitch is available at an additional surcharge, except on those specified as '**Stab Stitch Only**' or '**Stab Stitch Recommended**', which will incur no additional charge. If a fabric is advised as '**Stab Stitch Recommended**' but Standard Stitch is chosen, any requested remakes will be charged.

## SERVICE INFORMATION

- > Roman Blinds and Curtains offer a 7 - 10 day lead time.
- > Once ordered and processed, the blind is manufactured within 24 hours, hence there is no facility to amend or cancel the order once submitted.
- > All orders are subject to account status.
- > There may be a 3-4 day delay from the dispatch notification, to the point that the order can be tracked.
- > Deliveries to NI will incur an additional 2-3 day leadtime.

## HOLIDAYS

- > UK holidays will extend lead times as per Courier holidays.